

Thailand MICE

Economic Impact Summary 2021



**MICE
Expenditure**

33,230 Million Baht



**MICE GDP
Contribution**

29,749 Million Baht
(0.18% of GDP)



**Job Creation
(Full-Time Equivalent)**

46,718 Job



**Taxes
Payment**

2,089 Million Baht

Economic Impact by Expenditure

M

1.10%
365.74 Million Baht

I

1.17%
390.39 Million Baht

C

4.04%
1,343.05 Million Baht

E

93.69%
31,131.19 Million Baht

Domestic MICE

Economic Impact Summary 2021



**Economic Impact
by Expenditure**

(Million Baht)



**Economic Impact
by Value Added**

(Million Baht)



**Job Creation
(Full-Time Equivalent)**

(Jobs)



**Taxes
Payment**

(Million Baht)



366

340

478

31



390

363

497

22



1,343

1,232

2,322

102



31,131

27,814

43,421

1,934

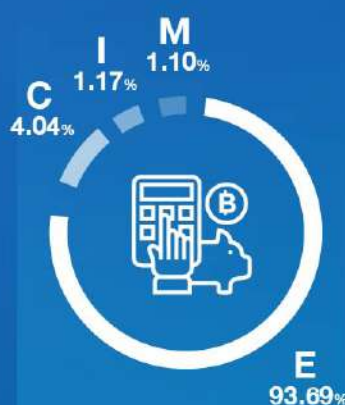


33,230

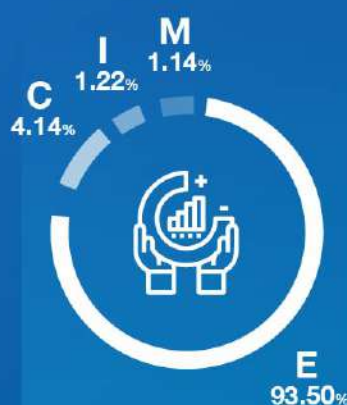
29,749

46,718


2,089



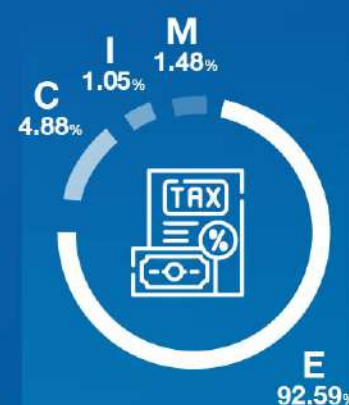
**Economic Impact
by Expenditure**
(Million Baht)



**Economic Impact
by Value Added**
(Million Baht)



**Job Creation
(Full-Time Equivalent)**
(Jobs)



**Taxes
Payment**
(Million Baht)

Number of Domestic MICE Travelers 2021

Total: **3,533,026 Pax** | **7,592.34 Million Baht**

